

SIN-S

Closed center
rotating hydraulic cylinder

Closed center rotating hydraulic cylinder

- up to 70 bar
- central bore for media supply
- stroke control via proximity switch or linear positioning system



Application/customer benefits

- Actuation of power chucks/closed or partial open center mounting applications

Technical features

- Pressure range 7–70 bar
- Horizontal or vertical installation
- Central bore for coolant, oil or air with thread for rotary union
- Safety valves and excess pressure relief valve
- Mounting from the rear or from the front side
- Stroke control via proximity switch or linear positioning system
- A 10 µm filter in pressure line is requested
- Use oil HM32 ISO 3448

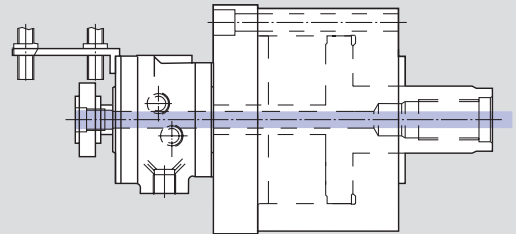
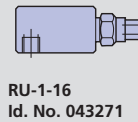
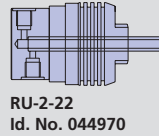
SIN-S standard version

- Central bore + thread for rotary union

Ordering example

SIN-S standard version

- Cylinder SIN-S 125 Id. No. 33093112
- Rotary union Id. No. 044970 (proximity switch not included)



SIN-PXP with linear positioning system

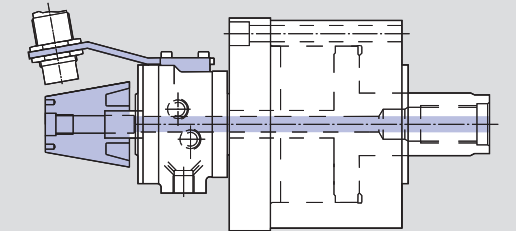
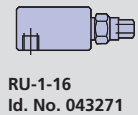
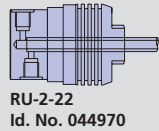
- Central bore + thread for rotary union

Ordering example

SIN-S standard version

- (1)* Cylinder SIN-S 125 prepared for PXP/LPS Id. No. 77093112
- (2)* Kit PXP (bracket and taper) Id. No. 60557915 (sensor not included)
- Rotary union Id. No. 044970

* **Attention:** PARTS (1) and PART (2) can be supplied as assembled with the single part number 33092912 (see table below "SIN-S equipped with kit PXP")



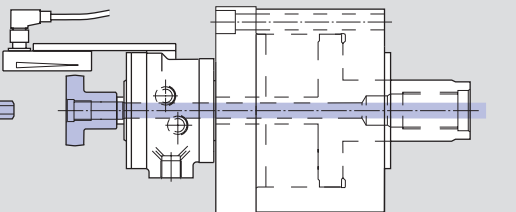
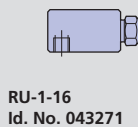
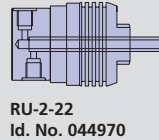
SIN-LPS-X with linear positioning system

- Central bore + thread for rotary union

Ordering example

SIN-S standard version

- Cylinder SIN-S 125 prepared for PXP/LPS Id. No. 77093112
- Kit LPS-X (bracket and cam) Id. No. 044503 (LPS-X not included see page 233)
- Rotary union Id. No. 044970



Technical data

SMW-AUTOBLOK Type		SIN-S 50	SIN-S 70	SIN-S 85	SIN-S 100	SIN-S 125	SIN-S 150	SIN-S 175	SIN-S 200	SIN-S 250
SIN-S standard version		33093105	33093107	33093109	33093110	33093112	33093115	33093117	33093120	33093125
SIN prepared for PXP/LPS		77093105	77093107	77093109	77093110	77093112	77093115	77093117	77093120	77093125
Kit PXP		60557910	60557915	60557910	60557910	60557915	60557915	60557915	60557920	60557920
Kit LPS-X		044503	044503	044503	044503	044503	044503	044503	044496	60557625
SIN-S equipped with kit PXP		33092905	33092907	33092909	33092910	33092912	33092915	33092917	33092920	33092925
Piston area	cm ²	14	28	48	66	103	157	212	280	457
Max. pressure	bar	70	70	70	70	70	70	70	70	50
Draw pull at 40 bar	kN	5.5	11	19	26	41	62	84	112	180
Oil leakage ¹	dm ³ /min	1.5	1.5	1.5	1.5	1.5	1.5	1.5	2	2
Max. speed	r.p.m.	7000	7000	7000	7000	6000	6000	5000	4000	2000
Weight	kg	8.5	8.5	8	11	16	20	24	45	88
Moment of inertia J	kg·m ²	0.012	0.012	0.012	0.016	0.04	0.08	0.12	0.32	0.92

¹ Total at 30 bar and 50°C

